

















ROCKPAVE QUICK REFERENCE GUIDE

Interior Floors					Rockseal Primer	Waterproof Membrane	Fibregrid	Geotextile	Glass Dust	Tree Rings	Batex Joints
Overlaid Timber Floors	12 mm	10 mm	10 mm	n/a	check	check	yes (joints & cracks only)	no	no	no	no
Concrete Slabs	12 mm	10 mm	10 mm	n/a	yes	check	yes (joints & cracks only)	no	no	no	no

Exterior Pavements					Rockseal Primer	Waterproof Membrane	Fibregrid	Geotextile	Glass Dust	Tree Rings	Batex Joints
Concrete Slab - Light Duty	12 mm	10 mm	10 mm	n/a	yes	check	yes	no	yes	no	check
Concrete Slab - Heavy Duty	15 mm	n/a	n/a	n/a	yes	check	yes	no	yes	no	check
Asphalt - Heavy Duty	15-20 mm	n/a	n/a	n/a	no	no	yes	no	yes	no	no

Porous Pavements					Rockseal Primer	Waterproof Membrane	Fibregrid	Geotextile	Glass Dust	Tree Rings	Batex Joints
Porous Footpath - Pedestrians	25 mm	n/a	n/a	30 mm	no	no	yes	beneath subgrade	yes	no	no
Porous Driveway - Light Vehicles	35 mm	n/a	n/a	40 mm	no	no	yes	beneath subgrade	yes	no	no

Tree Pits					Rockseal Primer	Waterproof Membrane	Fibregrid	Geotextile	Glass Dust	Tree Rings	Batex Joints
Light Duty - Pedestrians Only	30 mm	n/a	n/a	30 mm	no	no	yes	beneath subgrade	yes	check	no
Heavy Duty - Occasional Vehicles	40 mm	n/a	n/a	40 mm	no	no	yes	beneath subgrade	yes	check	no



Material Usage Guide

Figures detailed below are intended as a guide only. Rates may vary between different stone selections and substrates.

Depth (mm)	SuperStone [™] EXTERIOR SURFACING		StoneCarpet [™] INTERIOR SURFACING		CrystalPave [™] GLASS FEATURE SURFACING		FlowStone [™] HI POROSITY SURFACING	
	100 kg kit	20 kg kit	100 kg kit	20 kg kit	100 kg kit	25 kg kit	100 kg kit	20 kg kit
8 mm	n/a	n/a	6.55 m ²	1.31 m ²	6.55 m ²	1.64 m ²	n/a	n/a
10 mm	n/a	n/a	5.25 m ²	1.05 m ²	5.25 m ²	1.31 m ²	n/a	n/a
12.5 mm	4.2 m ²	0.84 m ²	4.2 m ²	0.84 m ²	4.2 m ²	1.05 m ²	n/a	n/a
15 mm	3.5 m ²	0.7 m ²	3.5 m ²	0.7 m ²	3.5 m ²	0.87 m ²	n/a	n/a
20 mm	2.62 m ²	0.525 m ²	2.62 m ²	0.525 m ²	2.62 m ²	0.65 m ²	2.8 m ²	0.56 m ²
30 mm	1.75 m ²	0.35 m ²	1.75 m ²	0.35 m ²	1.75 m ²	0.44 m ²	1.85 m ²	0.37 m ²
40 mm	1.31 m ²	0.262 m ²	1.31 m ²	0.262 m ²	1.31 m ²	0.33 m ²	1.4 m ²	0.28 m ²